

Purpose of the Document

This document will explain how to apply for “Availing Various State Incentives” on Single Window Portal in a language non-technical person can understand.

User Guide



Procedure for Availing Incentives

Contents

1. HOME PAGE	5
2. INVESTOR REGISTRATION/LOGIN	6
3. INVESTOR SIGN-IN	9
4. APPLY FOR REGISTRATION FOR AVAILING INCENTIVES	11
5. DOWNLOAD APPROVAL CERTIFICATE.	17
6. DEPARTMENT LOGIN	19
7. APPLICATION PROCESS	20

PROCEDURE FOR APPLICATION SUBMISSION

Step-1: Visit the official website of Department of Industries Himachal Pradesh by clicking on the below link <http://emerginghimachal.hp.gov.in/>.

Step-2: Now, create your user account by registering yourself with Single Window Clearance System. Go-to “Investor Sign-up” and get your registered credentials after filling all the mandatory information.

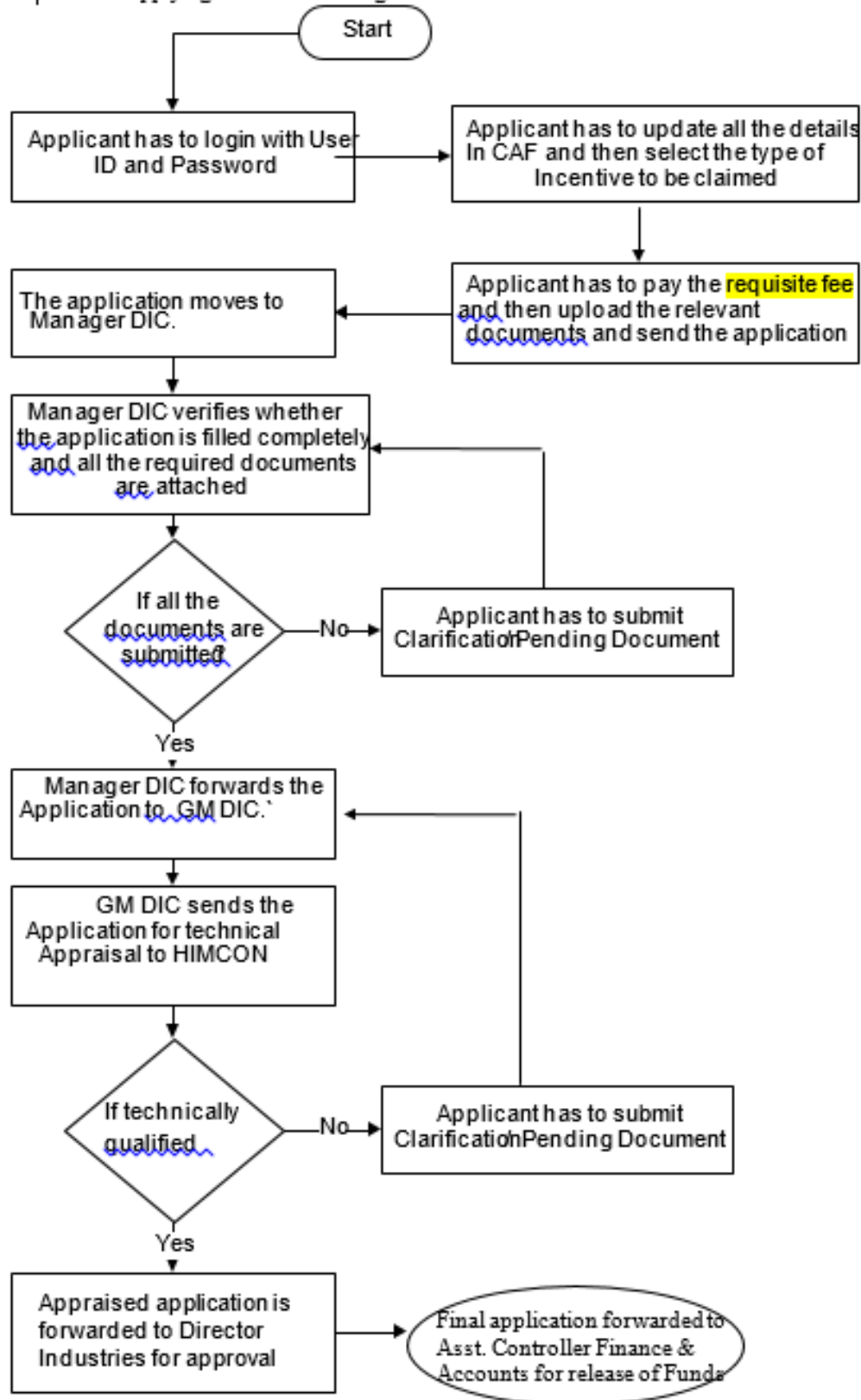
Step-3: After successful registration on SWCS, user will get an acknowledgment on both email and registered mobile.

Step-4: Now, fill the mandatory application form and upload the scanned copy of documents enlisted in checklist for Registration of Partnership Firm.

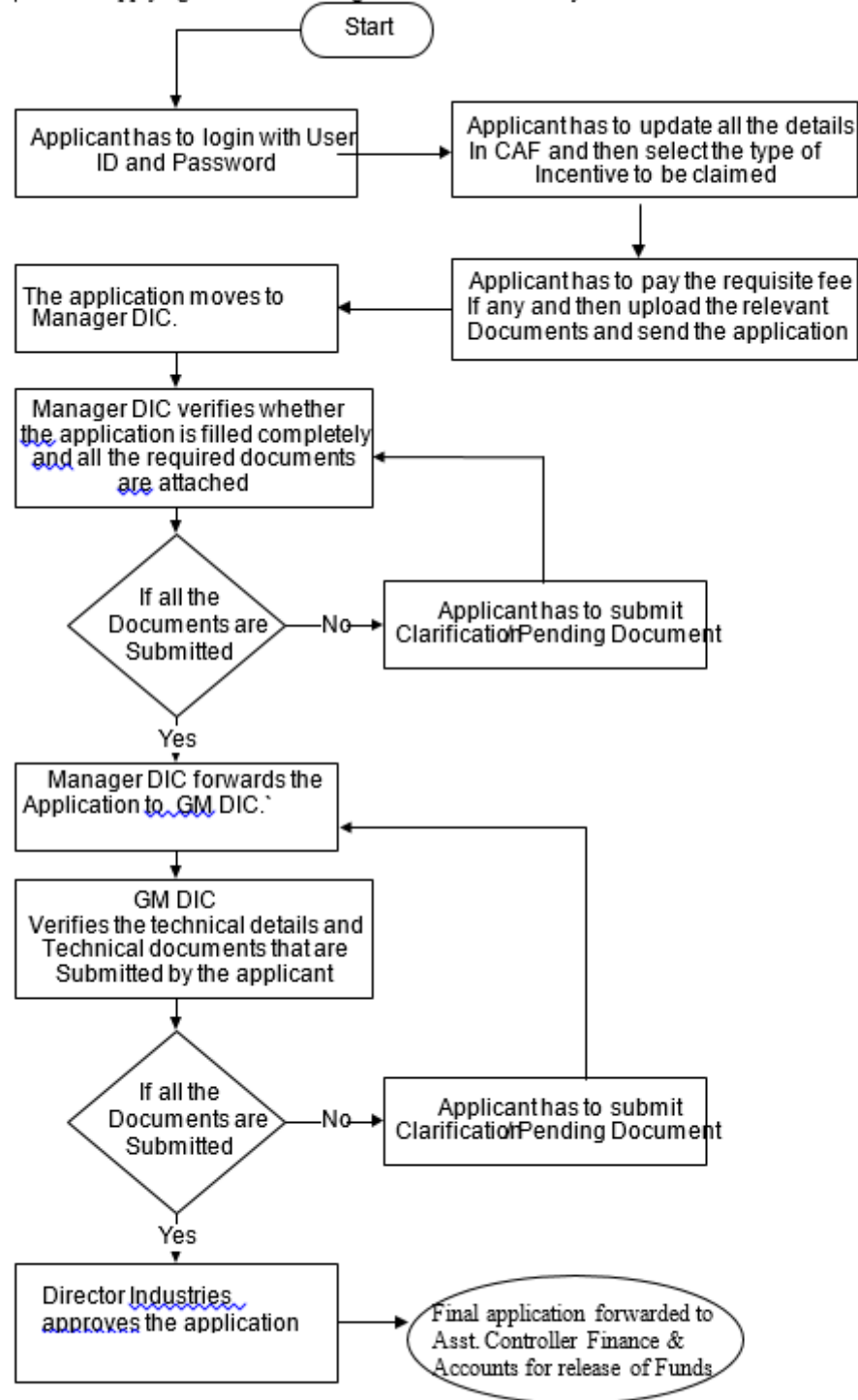
Step-5: After successful entries of mandatory fields and uploading of scanned documents, user can make online payment.

Step-6: After payment is done successfully, user can finally submit the application to the department.

Flow for Applying Incentives in Single Window for FOOD PROCESSING based Incentives



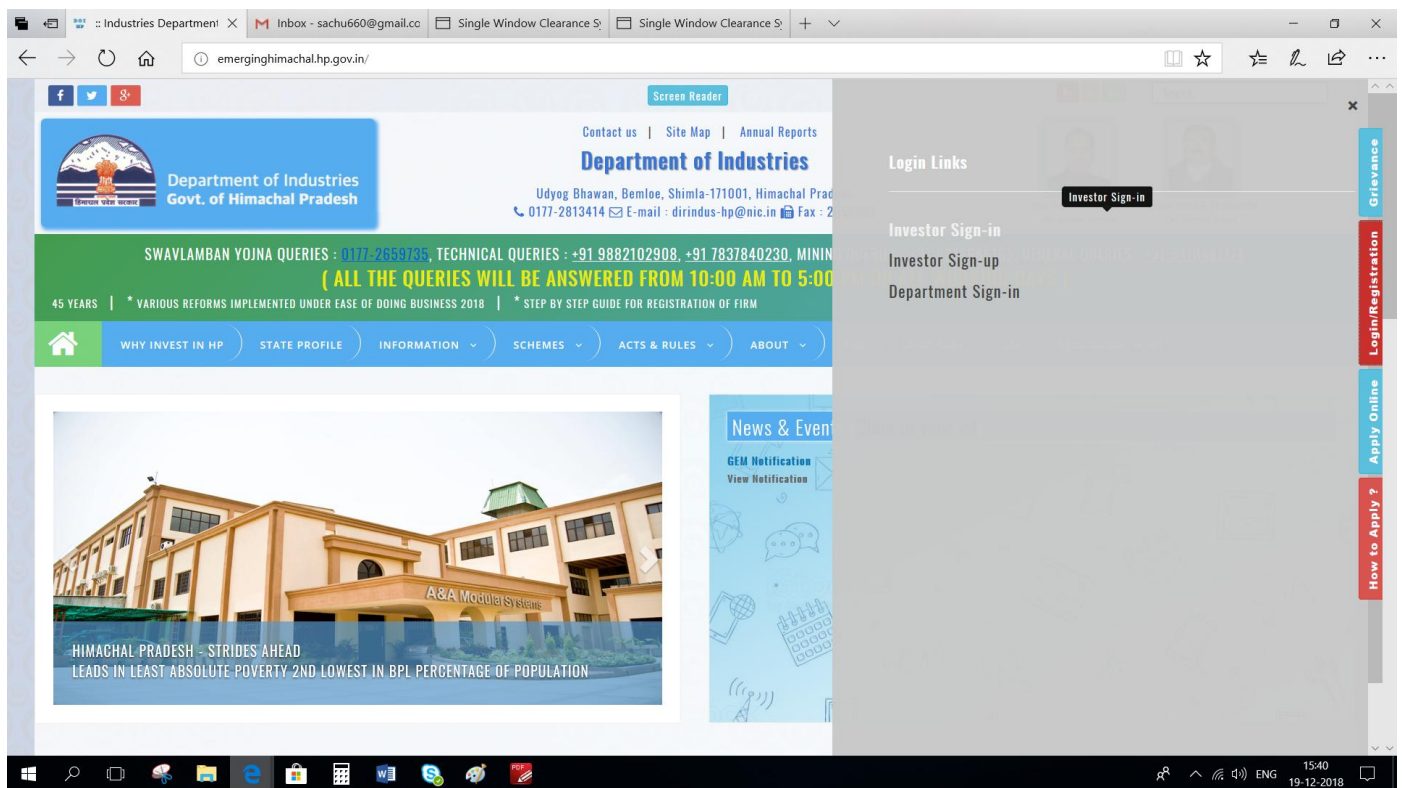
Flow for Applying Incentives in Single Window for Industry based Incentives



1. Home Page

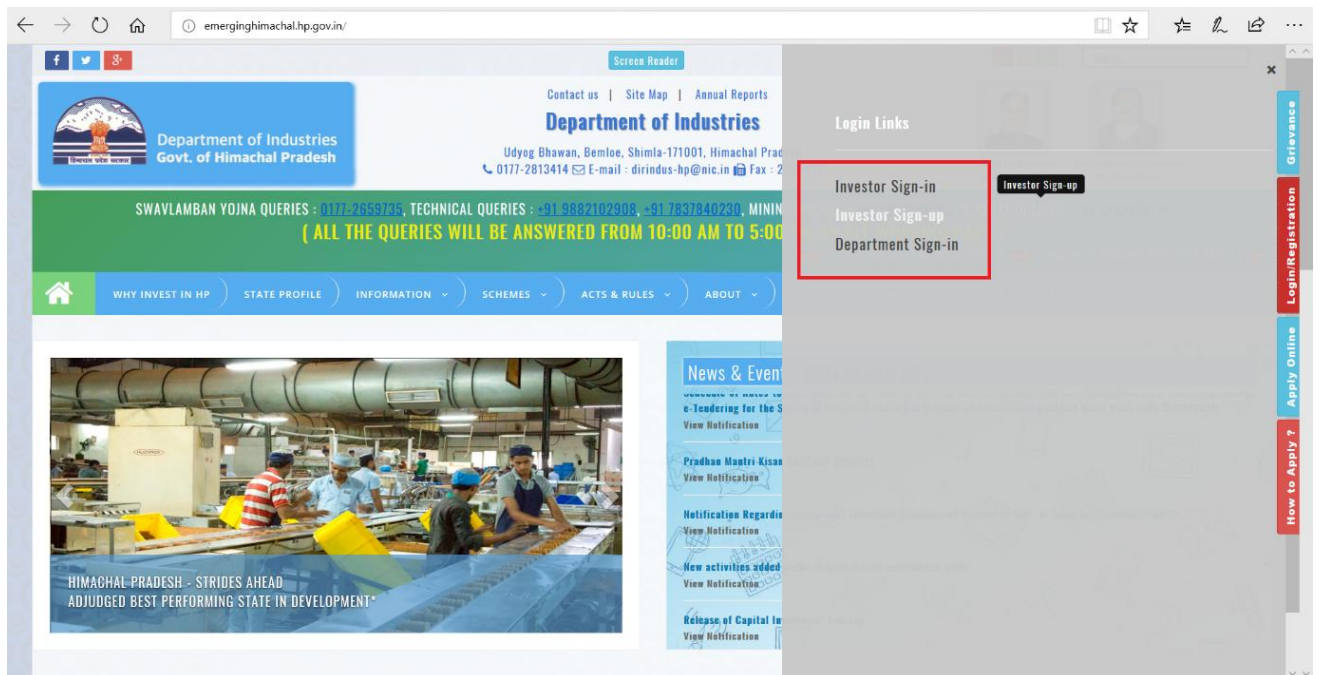
The Govt. of Himachal Pradesh has launched Single Window Portal for Investors. Every investor who intends to invest in Himachal Pradesh and existing Investor who want to apply for various approvals can access the portal by using below mentioned link.

Website URL: <http://emerginghimachal.hp.gov.in/>

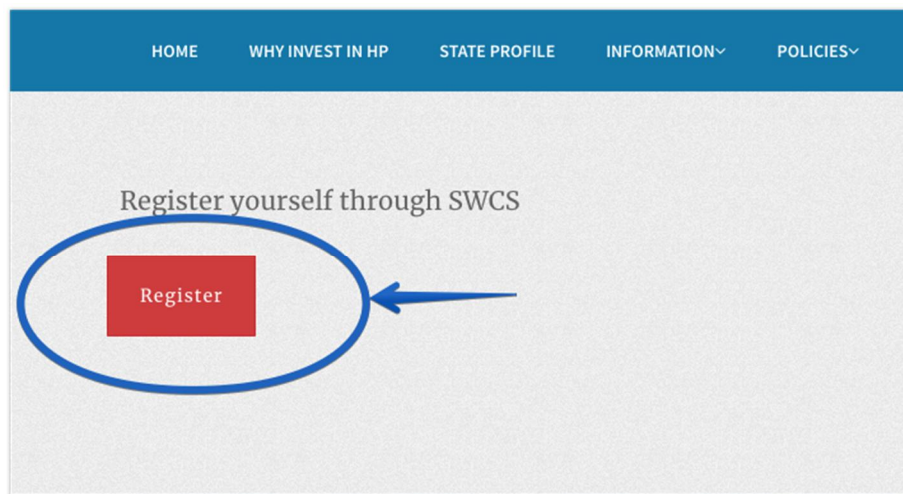


2. Investor Registration/Login

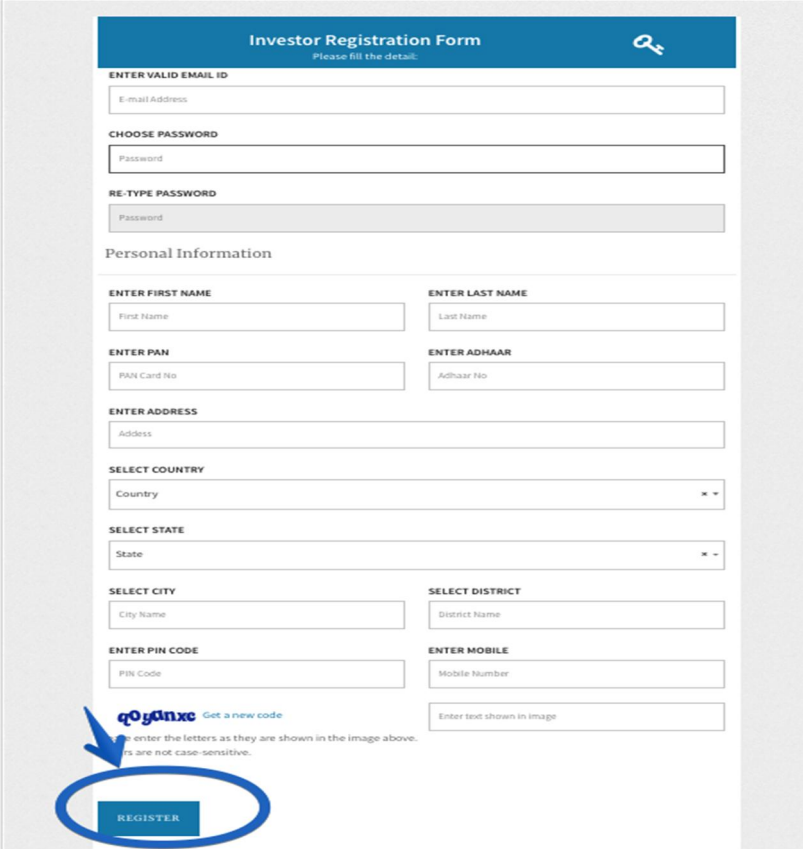
1. To register as Investor Click on “Investor Sign-up” button.



2. Following page is displayed on clicking “Investor Sign-up” where user is required to click on “Register” button.



3. Following page is displayed on clicking "Register" where user is required to fill all the requisite details. After submission of details click on "Register" button as highlighted below.



The image shows a web form titled "Investor Registration Form" with a blue header. Below the header, there are several input fields for registration details. A blue arrow points to the "REGISTER" button at the bottom left, which is circled in blue. The form includes sections for email, password, personal information, and address.

Investor Registration Form
Please fill the detail:

ENTER VALID EMAIL ID
E-mail Address

CHOOSE PASSWORD
Password

RE-TYPE PASSWORD
Password

Personal Information

ENTER FIRST NAME
First Name

ENTER LAST NAME
Last Name

ENTER PAN
PAN Card No

ENTER ADHAAR
Adhaar No

ENTER ADDRESS
Address

SELECT COUNTRY
Country

SELECT STATE
State

SELECT CITY
City Name

SELECT DISTRICT
District Name

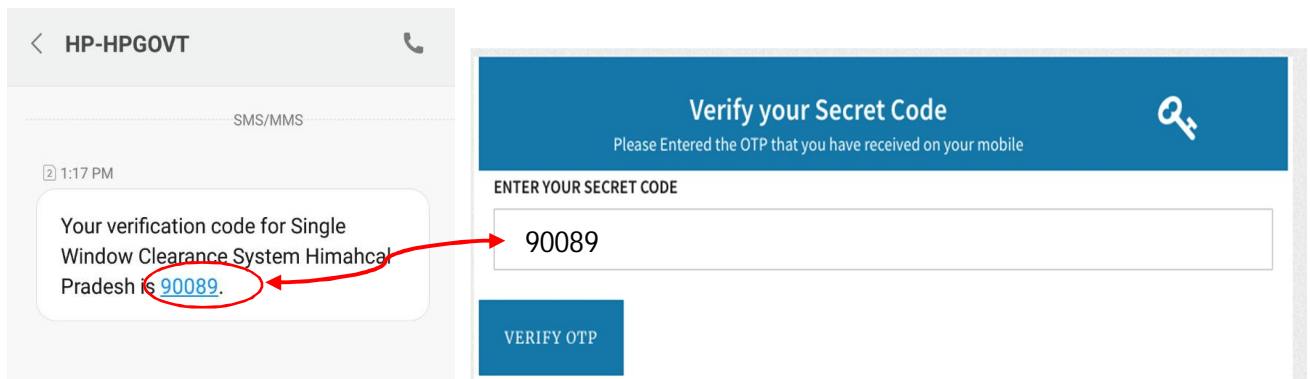
ENTER PIN CODE
PIN Code

ENTER MOBILE
Mobile Number

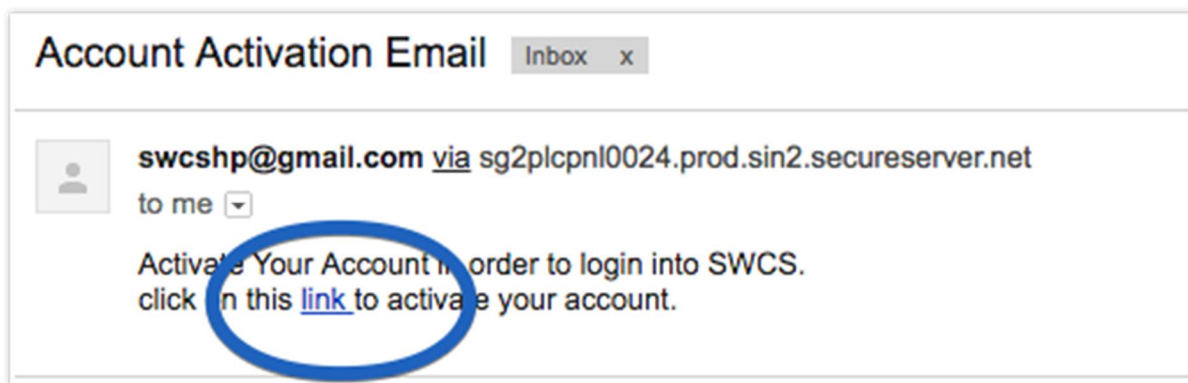
qogonxc Get a new code
Enter the letters as they are shown in the image above.
Letters are not case-sensitive.

REGISTER

4. User will receive "One Time Password" on his mobile number that he has entered in last screen. User need to enter this OTP in following screen and click on Verify OTP.



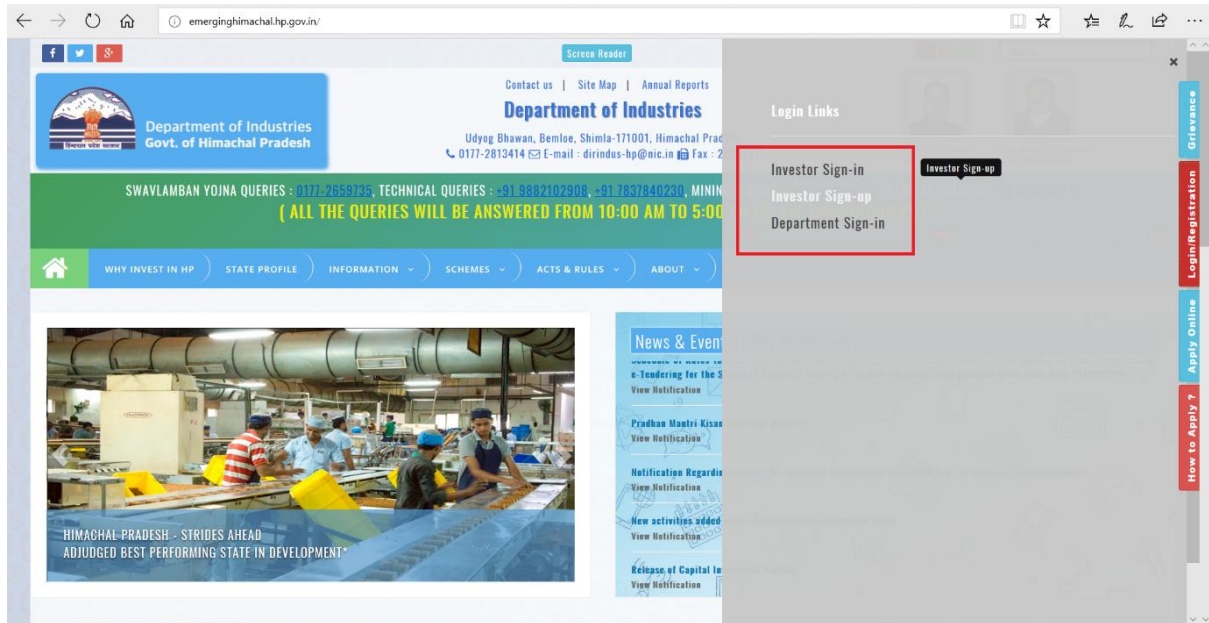
5. After successful verification of OTP, an activation link is sent to the resisted email id.



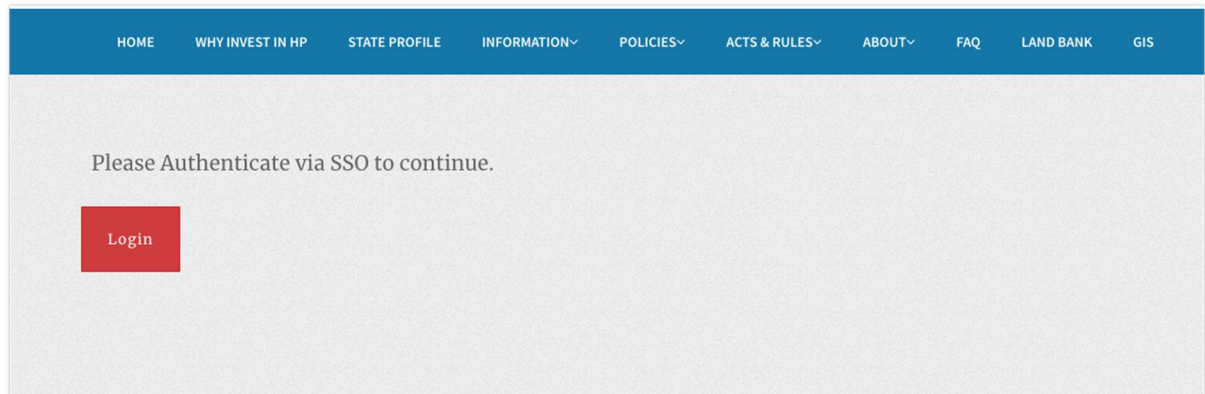
6. Click on link in order to activate Single Window Account.

3. Investor Sign-in


1. Visit the website as mentioned by following the link <http://emerginghimachal.hp.gov.in/>
Click on Investor “Investor Sign-in” in order to login.



2. Click on “Login” to proceed to login screen.



3. Enter User name & Password on the following screen and click on "LOG IN". Username can be registered email id & IUID that user will receive after registration on Email as well as mobile SMS.

Investor Login 

Enter your username and password to log on:

58704922

Password...

bwwfbek [Get a new code](#)

bwwfbek

Please enter the letters as they are shown in the image above.
Letters are not case-sensitive.

[Forget Your Password](#)

LOG IN [Register](#)

4. Apply for Registration for availing Incentives

1. Login to the website as mentioned in step 3. Following screen will be the dashboard of the user. "Incomplete applications" will show the applications not completed by the applicant, "Pending applications" will show the applications pending with the department for approval, "Approved applications" will show approved applications of the investor and "Rejected applications" will show applications rejected by the department. Click on "Incentives" in the left panel of the screen as mentioned in the below screenshot to proceed.

emerginghimachal.hp.gov.in/backoffice/frontuser

SACHIN BHARDWAJ

0 Incomplete Applications

3 Pending Applications

0 Forwarded Applications

0 Approved Applications

0 Rejected Applications

CAF Applications

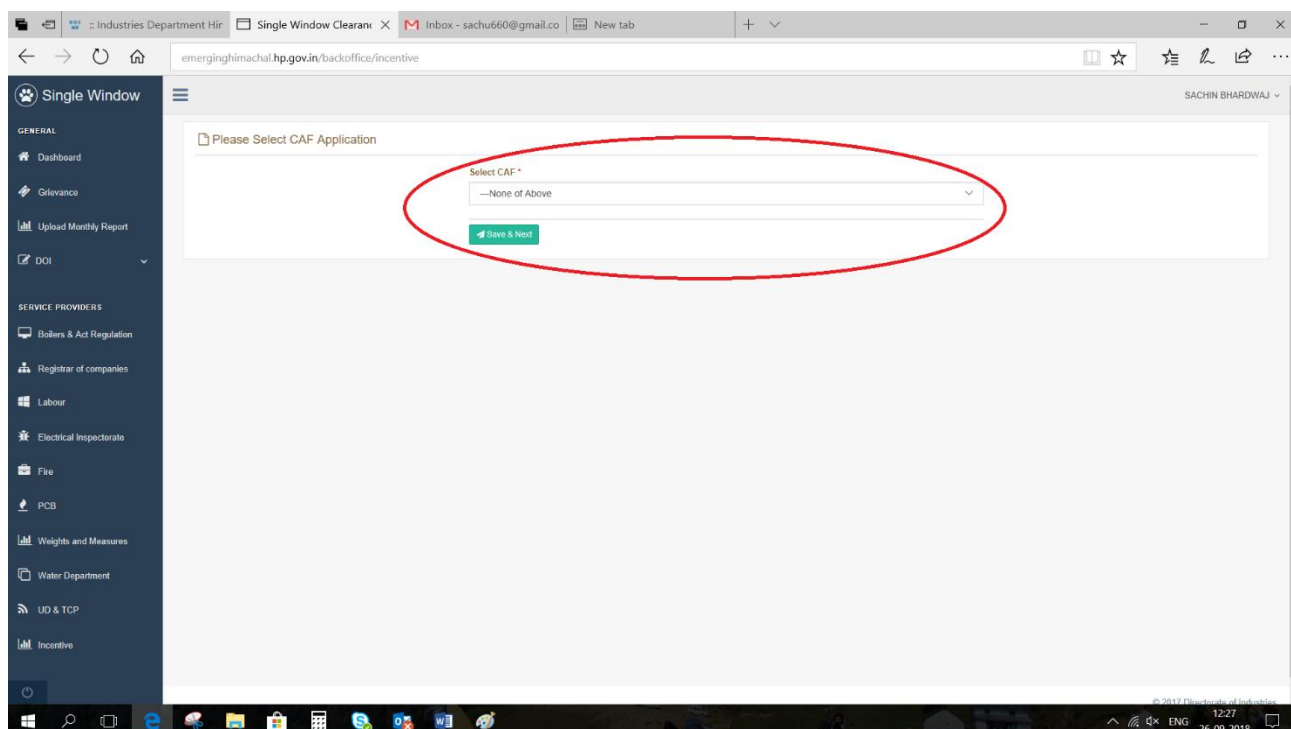
Description For Pending Applications

ID	Application	Department	Status	Download	EC Letter	Print
	Inspection by Building Proposal Office/ relevant agency as part of obtaining construction	UD & TCP	Pending	NA		
	Registration of Partnership firms	Registrar of companies	Pending	NA		
	Online Boiler Application	Boilers & Act Regulation	Pending	NA		

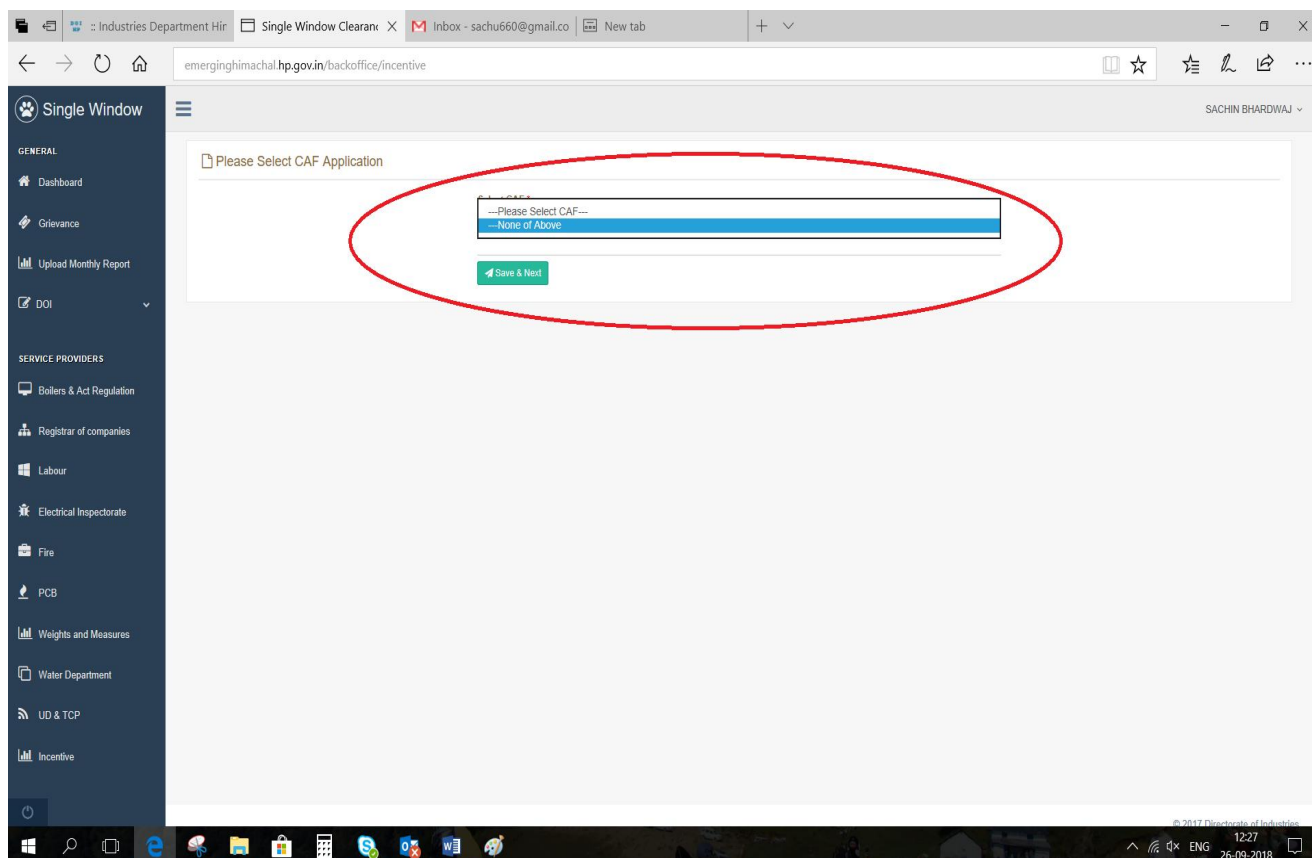
No application

Incentive

2. After clicking on the Incentive tab below mentioned page will appear in which two options will be provided for an investor to select.



2.1 Investors who wants to file Incentive through pre-approved CAF can select their respective CAF others can proceed by selecting "None of the above" option as shown.



3. One next page List of Various State Incentives will appear. Investor can click on the Related Incentive he/she wants to avail and click on apply button as shown below.

The image displays two screenshots of the HP Single Window portal, specifically the 'Incentives' section. The top screenshot shows the 'Incentives' page with a sidebar on the left containing navigation options like 'Dashboard', 'Grievance', 'Upload Monthly Report', 'DOI', 'Boilers & Act Regulation', 'Registrar of companies', 'Labour', 'Electrical Inspectorate', 'Fire', 'PCB', and 'Weights and Measures'. The main content area is titled 'Incentives' and includes a message: 'Please select incentive from the mention below'. A green box in the top right corner indicates 'Total Incentives :: 13'. The first section, '1. Food & StartUp State Incentive', is circled in red and lists several options under the 'Scheme of State Mission on Food Processing (SMFP) under which grant-in-aid is applied':

- ☒ Scheme of Technology Up-gradation/ Establishment / Modernization of Food Processing Industries
- ☐ Cold Chain, value addition and preservation infrastructure (Non Horti. Products)
- ☐ Setting up of Primary Processing Centers/Collection Centers in rural areas
- ☐ Modernization of Meat Shops
- ☐ Scheme for Reefer Vehicles

Below this list are 'Back' and 'Apply' buttons. The second section, '2. Other State Incentive', lists incentives notified in the Industrial Policy 2004 as amended from time to time:

- ☐ Subsidy towards cost of preparation of Feasibility Report (@50% of cost subject to upper Ceiling of feasibility)
- ☐ Rs. 10,000/- (Micro)
- ☐ Rs. 40,000/- (Small)
- ☐ Rs. 1.00 lacs (Medium & Large Thrust Sector & category of specified activity)

Below this list are 'Back' and 'Apply' buttons. The bottom screenshot shows the same page, but with the first option under the 'Food & StartUp State Incentive' section selected (checked). The 'Apply' button is highlighted with a red box, indicating the next step in the process.

4. Enter details into the corresponding fields. Fields marked with * are mandatory and cannot be left blank. Click on "Save & Next" to proceed to next step.

emerginghimachal.hp.gov.in/backoffice/incentive/apps/StepTwo

Single Window

GENERAL

- Dashboard
- Grievance
- Upload Monthly Report
- DOI

SERVICE PROVIDERS

- Boilers & Act Regulation
- Registrar of companies
- Labour
- Electrical Inspectorate
- Fire
- PCB
- Weights and Measures

Food & StartUp State Incentive (Scheme of Technology Up-gradation/ Establishment / Modernization of Food Processing Industries)

1 Applicant Detail 2 Project Detail 3 Document Checklist 4 Payment/Declaration

Detail of Authorized Person / Applicant

UID*	84014613	Name of Applicant / Organization*	Rishu Thakur
Aadhaar Number of Applicant *	123456789012	PAN Number *	DNDPK4940Q
E-mail *	er.hemant908thakur@gmail.com	Mobile Number *	9882102908
Landline Number	9882102908	Fax Number	Fax Number
Category of Entrepreneur*	General	Designation *	Operation

Correspondence Address ☐ Same As Above

Correspondence Address *	Village Pamlahi Po Thandhar	Correspondence Address District *	Shimla
Correspondence Address City *	Shimla	Correspondence Address Pin No *	172030

Organisation Details

Nature *	Nature of your Organization	Project Status *	---Please Select---
CAF/Single Window Number *	CAF/ SW Number		
Description *	* Brief Description (Activities of the Enterprise)		

Back Save & Next

© 2017 Directorate of Industries

- Click on "Select File" the upload respective documents and then click on "Upload" to upload the documents. The documents type marked with * are mandatory to upload. After uploading all the required documents click on "Submit" to proceed to Payment.

Food & StartUp State Incentive (Scheme of Technology Up-gradation/ Establishment / Modernization of Food Processing Unit)

Progress Bar: 1 Applicant Detail, 2 Project Detail, 3 Document Checklist, 4 Payment/Declaration

#	Document	File Type	Max File Size	Status	Action
1	Detailed Project Report (DPR) *	pdf	25MB	Rejected by Dept	<input type="text"/> Browse... <input type="button" value="upload"/>
2	Sanction letter of term loan from bank / financial institution. Sanction of term loan of atleast 10% of the project cost from bank/financial institutions is mandatory. *	pdf	25MB	Pending for Verification	<input type="button" value="Remove Document"/>
3	Blue Print of the Building Plan *	pdf	25MB	Pending for Verification	<input type="button" value="Remove Document"/>
4	Appraisal report from Bank/Financial Institution *	pdf	25MB	Pending for Verification	<input type="button" value="Remove Document"/>
5	Certificate of incorporation/ registration of the organization, Memorandum and Articles of Association and Bye laws of the society (if applicable)/ partnership deed etc. *	pdf	25MB	Pending for Verification	<input type="button" value="Remove Document"/>
6	Marketing Strategy *	pdf	25MB	Pending for Verification	<input type="button" value="Remove Document"/>

- Following screen will show the application and it can be edited by clicking on "Edit Application" button. Click on "Pay Now" to continue with payment.

Payment Detail State Incentive Application

Order #	Grand Total	Order Date & Time
1637982786772	₹ 0.00	2018-09-20 14:00:05
Billing Name	Billing Address	Contact number
Sentiss Pharma Pvt. Ltd		9882102908
Payment To	Directorate of Industries, Govt. of H.P.	

7. After successful payment, Tick on "I accept" to accept the declaration and submit the application.

hp.ey poc.com/backoffice/incentive/apps/submitIncentiveApplication

Dashboard

Grievance

Upload Monthly Report

MOD Incentive

DOI

Agriculture

SERVICE PROVIDERS

test

Boilers & Act Regulation

Health

Registrar of companies

Labour

HPSEBL

Electrical Inspectorate

Declaration

Payment Detail

Transaction Id	Status	Amount	Date Time
332267677	Success	6000	0000-00-00 00:00:00

DECLARATION

I, **Gaurav Ojha** of **M/s Sentiss Pharma Pvt Ltd** having Regd. office at **Village Belikhol, Post office Manpura, Tehsil Nalagarh Distt Solan Himachal Pradesh** hereby declare that the information furnished by me/us to Directorate of Industries, Govt. of Himachal Pradesh, by our firm/enterprise in this Application Form for Directorate of Industries, Govt. of Himachal Pradesh are true to the best of my knowledge, belief and is based on the company/firm records. I/We indemnify the above agencies or any other agency under the jurisdiction of Govt. of Himachal Pradesh from liabilities of any nature that may arise due to the decision taken based on the information contained in this application form which may be inadequate, inaccurate, erroneous etc. and the management of my firm/enterprise assumes complete responsibility in this regard.

Further, our firm/enterprise undertakes to provide any additional information or clarification as required by Directorate of Industries, Govt. of Himachal Pradesh or its agencies during and after processing of our application.

I/We undertake to pay the fees/charges payable to Directorate of Industries, Govt. of Himachal Pradesh and its agencies as prescribed under the policy for according approval and charges fixed for water, energy, etc. and other charges fixed by the Govt. of Himachal Pradesh from time to time.

I/We understand that this approval through Directorate of Industries, Govt. of Himachal Pradesh is to assist our firm/enterprise in getting statutory clearances expeditiously. I/We indemnify Directorate of Industries, Govt. of Himachal Pradesh and its agencies from any liabilities whatsoever.

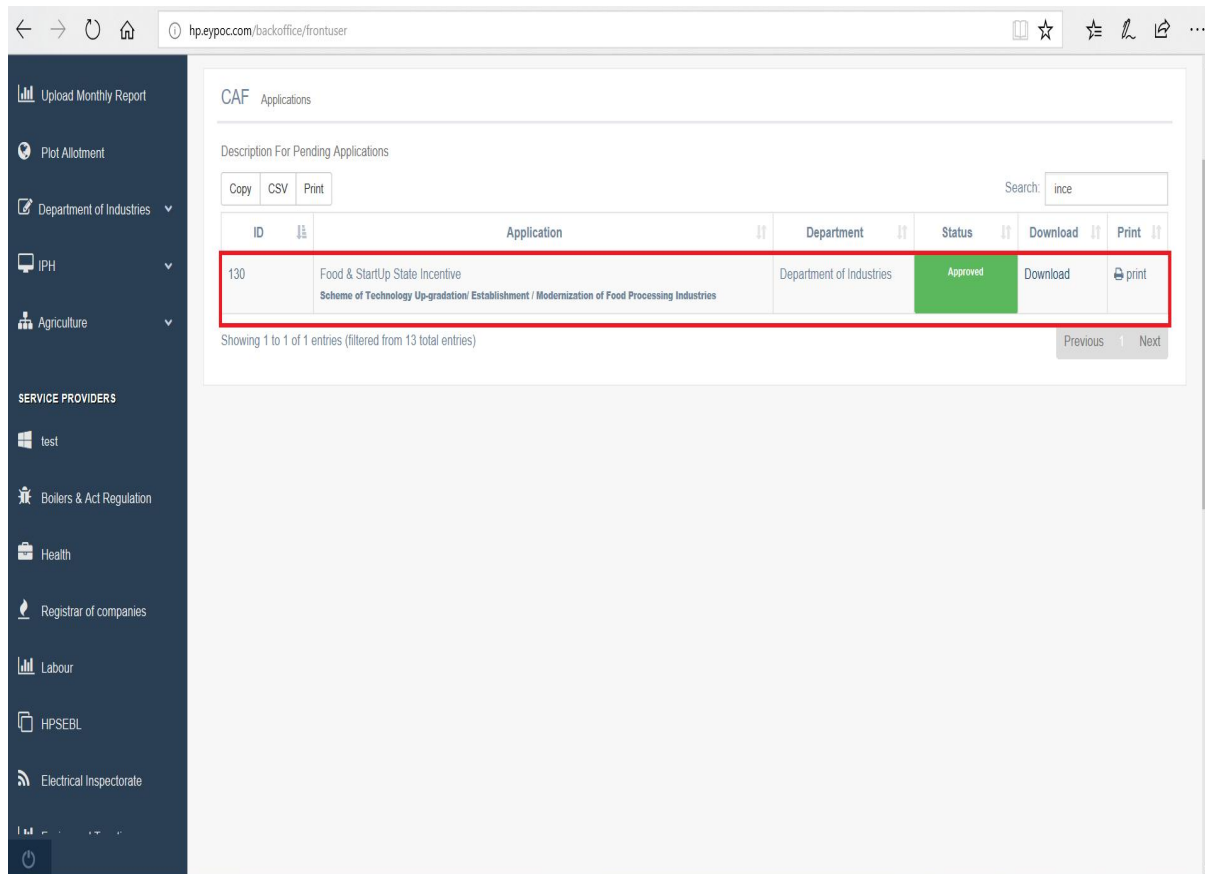
Place Shimla
Date: **Wednesday, 26-09-2018**

☐ I Accept

Submit ✓

5. Download approval certificate.

1. After the approval of application by the department, download link for the certificate will be activated. To download the certificate click on "Download".



2. The certificate will be downloaded as PDF as follows:



Single Window Clearance System
Directorate of Industries(DOI)
Govt. of Himachal Pradesh

Approval Certificate

This is to inform you that your application for incentive as received on date **2018-09-29 10:39:33** under scheme

has been approved by the **District Commette** committee.



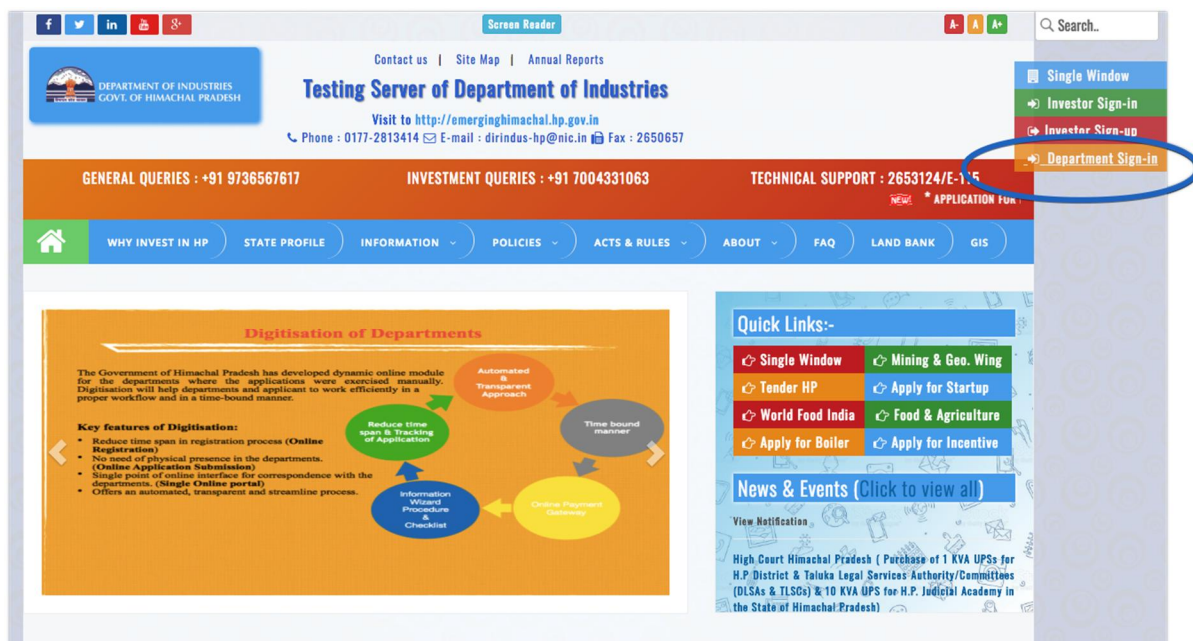
[Digitally Signed 2018-09-29 11:02:27]

Deepika Khatri
Dy. Dir
(Deptt. of Industries)

Emant Khatri

6. Department Login

1. Visit the website as mentioned by following the link <http://emerginghimachal.hp.gov.in>. Click on “Department Sign-in” in order to login as department official.



2. Enter user credentials on the following screen and click on “LOG IN”.

Department Login

Fields with * are required.

Log in

Lost your password?

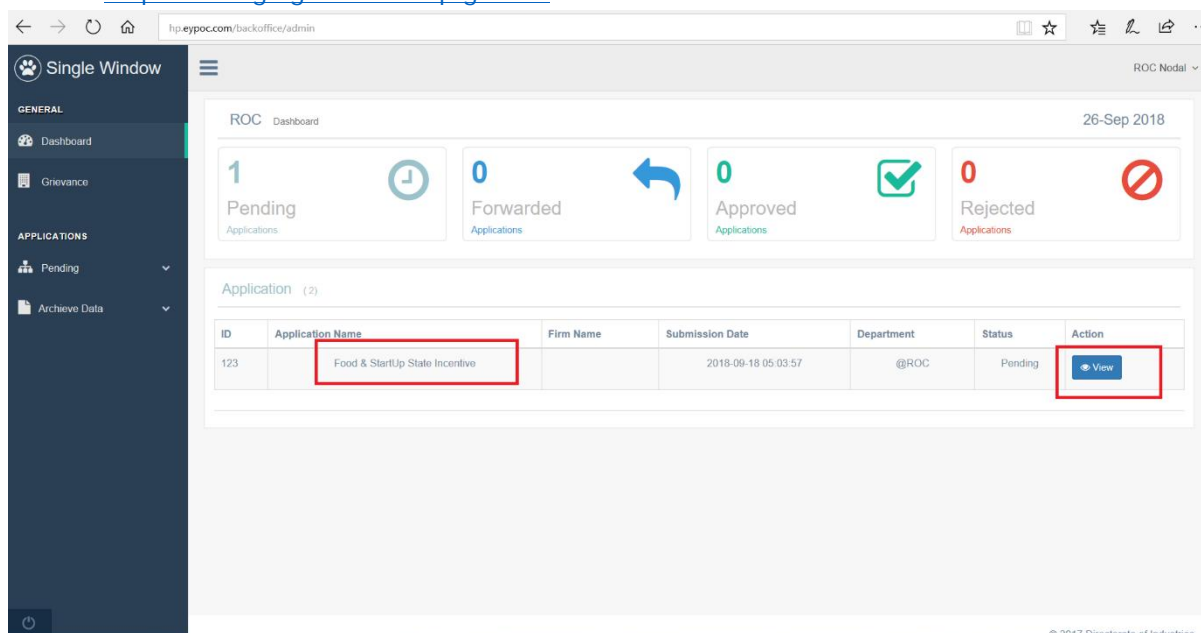
New to site? Please Contact Admin to register

Single Window Clearance System

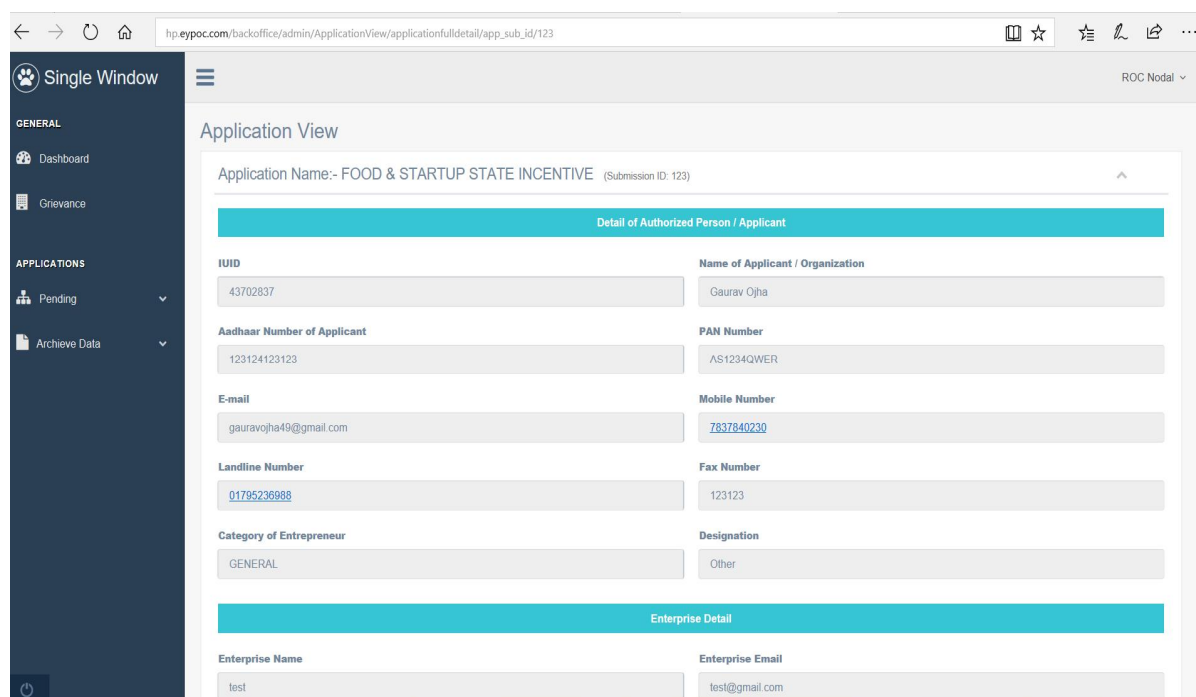
© 2017 Directorate of Industries

7. Application Process

1. Login to the website as mentioned by following the link <http://emerginghimachal.hp.gov.in/> and then click on "View".



2. Check the documents as per the guidelines and either verify them or reject them.



If there are any discrepancies in the application, it can be reverted back to the investor by clicking on “Revert back to Investor”.

The screenshot shows the 'Single Window' application interface. The top navigation bar includes 'GENERAL' and 'SERVICE PROVIDERS'. The main content area displays a list of applications under the heading 'CAF Applications'. The application with ID 123 is highlighted in red, and its status is 'Reverted Back'.

ID	Application	Department	Status	Download	Print
1	CAF	DOI	Approved		print
123	Food & StartUp State Incentive Scheme of Technology Up-gradation/ Establishment / Modernization of Food Processing Industries	DOI	Reverted Back		print

- After the re-submission of application by closing the relevant inquiry of Manager DIC by investor, the application will appear in Manager DIC dashboard for approval.

The screenshot shows the 'Single Window' application interface. The top navigation bar includes 'GENERAL' and 'APPLICATIONS'. The main content area displays a list of applications under the heading 'Application (2)'. The application with ID 123 is highlighted in red, and its status is 'Pending'.

ID	Application Name	Firm Name	Submission Date	Department	Status	Action
123	Food & StartUp State Incentive		2018-09-18 05:03:57	@ROC	Pending	View

4. By clicking on the approve button the application will be forwarded to GM DIC for further scrutiny and approval.

Verify Documents

No Documents

Upload Documents

Choose a file... Choose upload

Comments

Previous Level Verifier Comments: roc_nodal: check DPR

Approver Comments: Approver Comments...

Incentive Installments

Total Installments Released

#	Reference Number	Amount	Date
1	NEFT-123	10000	2018-09-18 00:00:00

Total Installments :: 2

Actions

Approve Revert Back to Investor

5. The application will appear in the dashboard of GM DIC for further scrutiny of application.

Download Swavlamban Yojna MPR Performa.

DOI Dashboard

26-Sep 2018

3 Pending Applications

0 Forwarded Applications

0 Approved Applications

0 Rejected Applications

Application (5)

ID	Application Name	Firm Name	Submission Date	Department	Status	Action
101	Swavlamban Yojana	Test name 2	2018-08-28 10:55:53	@DOI	Pending	View
123	Food & StartUp State Incentive		2018-09-18 05:03:57	@DOI	Pending	View
64	CAF	ACB	2018-06-26 04:29:46	@DOI	Rejected	View
64	CAF	ACB	2018-06-26 04:29:46	@DOI	Rejected	View

Essential Certificate Applications Pending

26-Sep 2018

6. Check the documents as per the guidelines and either verify them or reject them.

hp.ey poc.com/backoffice/admin/ApplicationView/applicationfulldetail/app_sub_id/123

Single Window

GENERAL

Dashboard

Grievance

APPLICATIONS

Pending

Archive Data

Application View

Application Name:- FOOD & STARTUP STATE INCENTIVE (Submission ID: 123)

Detail of Authorized Person / Applicant

UID	Name of Applicant / Organization
43702837	Gaurav Ojha
Aadhaar Number of Applicant	PAN Number
123124123123	AS1234QWER
E-mail	Mobile Number
gauravojha49@gmail.com	7637840230
Landline Number	Fax Number
01795236988	123123
Category of Entrepreneur	Designation
GENERAL	Other

Enterprise Detail

Enterprise Name	Enterprise Email
test	test@gmail.com

hp.ey poc.com/backoffice/admin/ApplicationView/applicationfulldetail/app_sub_id/123

Total	206	49	361	230	91	95	7	120	300
-------	-----	----	-----	-----	----	----	---	-----	-----

Uploaded Documents

#	Document Name	View/Download	Status	Action
1	Detailed Project Report (DPR)	Download	Verified	
2	Sanction letter of term loan from bank / financial institution. Sanction of term loan of atleast 10% of the project cost from bank/financial institutions is mandatory.	Download	Verified	
3	Blue Print of the Building Plan	Download	Verified	
4	Appraisal report from Bank/Financial Institution	Download	Verified	
5	Certificate of incorporation/ registration of the organization, Memorandum and Articles of Association and Bye laws of the society (if applicable) partnership deed etc.	Download	Verified	
6	Process Flow Diagram	Download	Verified	
7	Bio-data/background of the office bearers/ promoters of the organization.	Download	Verified	
8	Annual reports and Audited Statement of Accounts of last three years, in case of expansion/ Upgradation proposals/ cases only.	Download	Verified	
9	SSI/IEE Registration etc.	Download	Verified	
10	Notarized English Version of Land Document (in case it is in any of the regional languages)	Download	Verified	
11	Item wise and cost wise details of Technical civil works envisaged duly certified by Chartered Engineer (Civil).	Download	Verified	
12	Item wise and cost wise details of Plant & Machinery envisaged duly certified by Chartered Engineer	Download	Verified	

If all the documents are verified then click on “approve” for approval to HIMCON for technical appraisal.

The screenshot shows the HIMCON application details page. The URL is `hp.ey poc.com/backoffice/admin/ApplicationView/applicationfull/detail/app_sub_id/123`. The page has a dark blue sidebar on the left. The main content area has a light blue header with the title "Verifier Documents". Below this, there is a section "No Documents" with an "Upload Documents" button. The "Comments" section has two tabs: "Previous Level Verifier Comments" (showing "No Comments") and "Approver Comments" (showing "Approver Comments..."). The "Incentive Installments" section shows a table with the following data:

#	Reference Number	Amount	Date
1	NEFT-123	10000	2018-09-18 00:00:00

The "Actions" section at the bottom has a red box highlighting the "Approve" and "Revert Back to Investor" buttons.

7. After approval from GM DIC application is received at HIMCON dashboard for technical appraisal.

The screenshot shows the HIMCON dashboard. The URL is `hp.ey poc.com/backoffice/admin`. The dashboard has a dark blue sidebar on the left with the title "Single Window". The main content area has a light blue header with the title "DOI Dashboard". The dashboard shows a summary of applications: 15 Pending, -1 Forwarded, 1 Approved, and 0 Rejected. Below this is a table of applications with the following data:

ID	Application Name	Company Name	Submission Date	Department	Status	Action
8	CAF	Della Natura Food and Beverages	2018-04-18 10:52:48	DOI	Pending	View
41	Essential Certificate	Della Natura Food and Beverages	2018-05-16 09:15:01	DOI	Approved	View
105	Food & StartUp State Incentive		2018-09-04 05:56:45	DOI	Incomplete	View
123	Food & StartUp State Incentive		2018-09-18 05:03:57	DOI	Pending	View

The application with ID 123 is highlighted with a red box. The dashboard also shows a search bar with the text "food" and a pagination bar at the bottom indicating "Showing 1 to 4 of 4 entries (filtered from 93 total entries)".

8. Check the documents as per the guidelines and either verify them or reject them.

hp.eypoc.com/backoffice/admin/ApplicationView/applicationfulldetail/app_sub_id/123

Single Window

GENERAL

Dashboard

Grievance

APPLICATIONS

Pending

Archive Data

Application View

Application Name:- FOOD & STARTUP STATE INCENTIVE (Submission ID: 123)

Detail of Authorized Person / Applicant

UID	Name of Applicant / Organization
43702837	Gaurav Ojha
Aadhaar Number of Applicant	PAN Number
123124123123	AS1234QWER
E-mail	Mobile Number
gauravojha49@gmail.com	7837840230
Landline Number	Fax Number
01795236988	123123
Category of Entrepreneur	Designation
GENERAL	Other

Enterprise Detail

Enterprise Name	Enterprise Email
test	test@gmail.com

hp.eypoc.com/backoffice/admin/ApplicationView/applicationfulldetail/app_sub_id/123

Total	202	43	367	230	31	30	7	120	300
-------	-----	----	-----	-----	----	----	---	-----	-----

Uploaded Documents

#	Document Name	View/Download	Status	Action
1	Detailed Project Report (DPR)	Download	Verified	
2	Sanction letter of term loan from bank / financial institution. Sanction of term loan of atleast 10% of the project cost from bank/financial institutions is mandatory.	Download	Verified	
3	Blue Print of the Building Plan	Download	Verified	
4	Appraisal report from Bank/Financial Institution	Download	Verified	
5	Certificate of incorporation/ registration of the organization, Memorandum and Articles of Association and Bye laws of the society (if applicable)/ partnership deed etc.	Download	Verified	
6	Process Flow Diagram	Download	Verified	
7	Bio-data/background of the office bearers/ promoters of the organization.	Download	Verified	
8	Annual reports and Audited Statement of Accounts of last three years, in case of expansion/ Upgradation proposals/ cases only.	Download	Verified	
9	SSI/IEI Registration etc.	Download	Verified	
10	Notarized English Version of Land Document (in case it is in any of the regional languages)	Download	Verified	
11	Item wise and cost wise details of Technical civil works envisaged duly certified by Chartered Engineer (Civil).	Download	Verified	
12	Item wise and cost wise details of Plant & Machinery envisaged duly certified by Chartered Engineer	Download	Verified	

If all the documents are verified then click on “approve” for final approval to Director Industries.

Comments

Previous Level Verifier Comments:

roc_nodal: check DPR

roc_nodal: ok

GMDIC: ok

Himcon Authority: ok

Approver Comments:

Approver Comments...

Incentive Installments

Total Installments Released

Total Installments :: 2

#	Reference Number	Amount	Date
---	------------------	--------	------

Actions

Upload Payment Detail Print

© 2017 Directorate of Industries

9. After the approval from HIMCON the application will move to Director Industry's dashboard for last stage approval as shown below.

DOI Dashboard

26-Sep 2018

Pending Application (2)

Copy CSV Print Search:

ID	Application Name	Company Name	Submission Date	Department	Status	Action
50	CAF	Him Teknoforge Limited	2018-05-17 05:32:55	DOI	Pending	View
107	CAF	Elin Electronics Limited	2018-09-06 07:54:50	DOI	Pending	View

Showing 1 to 2 of 2 entries

Previous Next

Single Window

GENERAL

Dashboard

Grievance

APPLICATIONS

Pending

Food & StartUp State Incentive-123

Approved

View Monthly Progress

Essential Certificate

http://hp.eypcc.com/backoffice/admin/ApplicationView/applicationfulldetail/app_sub_id/123

© 2017 Directorate of Industries

hp.eypoc.com/backoffice/admin/ApplicationView/applicationfulldetail/app_sub_id/123

Comments

Previous Level Verifier Comments:

- roc_nodal: check DPR
- roc_nodal: ok
- GMDIC: ok
- Himcon Authority: ok

Approver Comments:

OK |

Incentive Installments

Total Installments Released: Total Installments :: 2

#	Reference Number	Amount	Date
---	------------------	--------	------

Actions

[Approve](#)
[Print](#)
[Reject](#)

© 2017 Directorate of Industries

10. After approval from Director Industries the application is moved to ACF (Accounts and Finance) for release of funds as per guidelines.

hp.eypoc.com/backoffice/admin

Single Window

GENERAL

- Dashboard
- Grievance

APPLICATIONS

- Pending

DOI Dashboard

26-Sep 2018

15 Pending Applications

-1 Forwarded Applications

Approved Applications

0 Rejected Applications

Application (15)

Copy CSV Print

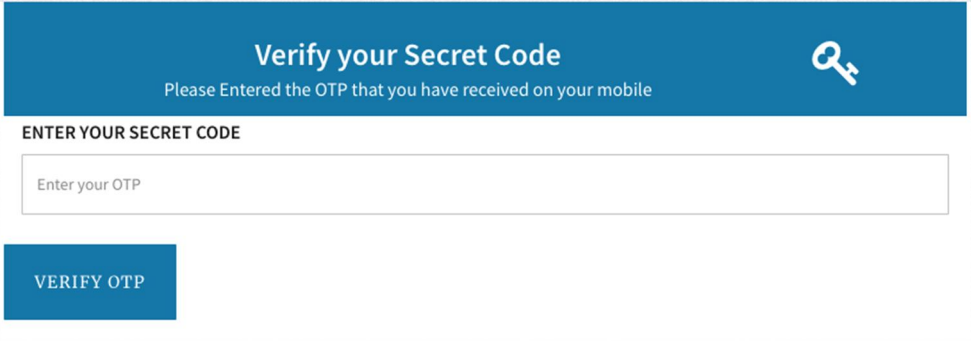
Search: 123

ID	Application Name	Company Name	Submission Date	Department	Status	Action
123	Food & StartUp State Incentive		2018-09-18 05:03:57	DOI	Pending	View


Showing 1 to 1 of 1 entries (filtered from 93 total entries)

Previous 1 Next

Enter the OTP code received on mobile number to approve the application. After successful verification of OTP digitally signed certificate will be available on investor dashboard automatically.



The image shows a web form titled "Verify your Secret Code" with a key icon. Below the title is a subtitle "Please Entered the OTP that you have received on your mobile". The form has a section labeled "ENTER YOUR SECRET CODE" containing a text input field with the placeholder "Enter your OTP". Below the input field is a blue button labeled "VERIFY OTP".

Verify your Secret Code 

Please Entered the OTP that you have received on your mobile

ENTER YOUR SECRET CODE

Enter your OTP

VERIFY OTP